



# Walkthrough of Information Available in HomeLogic

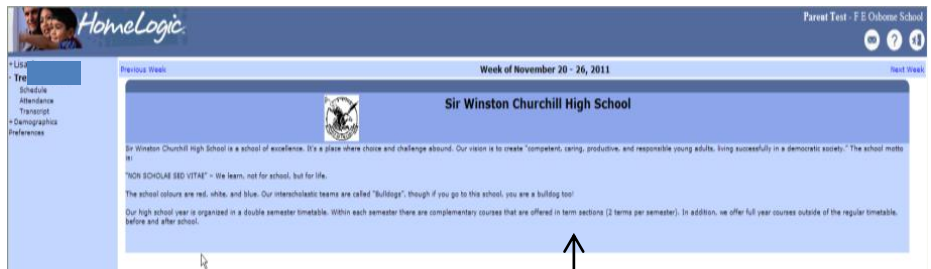
This document provides a detailed look at all of the information currently available for a parent/guardian to see in HomeLogic.

## Landing page

This page displays all of the parent’s children for which he/she has the “mailto” flag selected in your SIRS data.

Along the left is a display of the selections that can be chosen. These include:

- Schedule
- Attendance
- Transcript
- Demographics
- Preferences
- Any links you have asked to be displayed (eg. Newsletter, website)



On the right hand side at the top the parent will see his/her name, as well as the name of the school in which he/she created the self-registration. Directly below that are three buttons: Contacts, Help, and Logout.

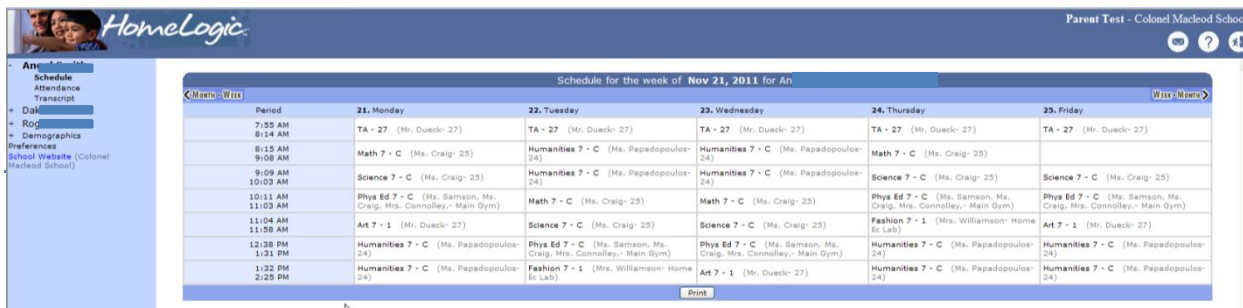


Any message the school would like to display appears under the name of the school on the main screen of the landing page. This message can be changed by contacting SIRS Support.

Note: The bolded text item on the left will identify the active screen on the right.

## Schedule

The schedule tab displays the student’s schedule as it would appear in SIRS. Parents can print it using the print button below the timetable. Any non-scheduled classes will appear underneath the timetable as a list.



# Attendance

The attendance area displays a list of absences and lates that the student has had over the course of the school year. The date is displayed, as well as the Block and Status. Minutes Late and Reason also display in this area if the school chooses to enter this information in SIRS. A Total summary is also displayed in this area for the student. A student with the display **“0 Attendance records for StudentName”** means that the student has perfect attendance during the year. This area can be printed by the parent.

HomeLogic Parent Test - Colonel Macleod School

3 Attendance records for An...

Date	Block	Status	Minutes Late	Reason
Sep 20, 2011	AM	Absent		
Sep 16, 2011	PM	Absent		
Sep 16, 2011	AM	Absent		

**Totals**

0.00 School	1.50 Absences	0 Left Early	0 Lates
	1.50 Unexcused	0 Unexcused	0 Unexcused
	0.00 Excused	0 Excused	0 Excused

Print

# Transcript

The Transcript area is meant for parents to access students' previous Final grades.

Information in this area includes:

- Year class was taught
- School class was taught at
- Name and code of course
- Final grade

The Transcript area displays completed classes for students. The classes that are listed are taken from the Student History area in SIRS. For most schools, only classes from grade 7 will display. Some Middle Schools do move grade 4 – 6 classes into History in SIRS, so they will display.

HomeLogic Parent Test - F E Osborne School

Unofficial Transcript for Trev

Year	School Name	End Date	Course (code)	Final
2010	F E Osborne School	06/2011	#Foods and Fash (FAF39151)	74.00 (I)
2010	F E Osborne School	06/2011	#Industrial Art (INDJ9061)	85.00 (I)
2010	F E Osborne School	06/2011	French 9 (9550-651)	67.00 (I)
2010	F E Osborne School	06/2011	Language Arts 9 (9100-651)	70.00 (I)
2010	F E Osborne School	06/2011	Math 9 (8200-651)	77.00 (I)
2010	F E Osborne School	06/2011	Physical Educat (8300-651)	81.00 (I)
2010	F E Osborne School	06/2011	Science 9 (9250-651)	75.00 (I)
2010	F E Osborne School	06/2011	Social Studies (9150-651)	75.00 (I)
2010	F E Osborne School	01/2011	#Art 9 (37) (FIA39401)	82.00 (I)
2010	F E Osborne School	01/2011	#Comm. Tech 6 (COMJ8021)	78.00 (I)
2009	F E Osborne School	06/2010	#Art 8 (37) (FIA38401)	76.00 (I)
2009	F E Osborne School	06/2010	#Comm. Tech 6 (COMJ8021)	90.00 (I)
2009	F E Osborne School	06/2010	French 8 (8550-651)	71.00 (I)
2009	F E Osborne School	06/2010	Health 8 (8601-651)	0.00 (I)
2009	F E Osborne School	06/2010	Humanities 8 (8867-651)	75.00 (I)
2009	F E Osborne School	06/2010	Math 8 (8200-651)	87.00 (I)
2009	F E Osborne School	06/2010	Physical Educat (8300-651)	83.00 (I)
2009	F E Osborne School	06/2010	Science 8 (8250-651)	80.00 (I)
2009	F E Osborne School	02/2010	#Foods 8 (FODJ8041)	80.00 (I)
2009	F E Osborne School	02/2010	#Industrial Art (INDJ9061)	91.00 (I)
2008	F E Osborne School	06/2009	#Comm. Tech 7 (COMJ7021)	86.00 (I)
2008	F E Osborne School	06/2009	#Foods and Fash (FAF37151)	82.00 (I)
2008	F E Osborne School	06/2009	French 7 (7550-651)	90.00 (I)
2008	F E Osborne School	06/2009	Health 7 (7601-651)	100.00 (P)
2008	F E Osborne School	06/2009	Humanities 7 (7867-651)	80.00 (I)
2008	F E Osborne School	06/2009	Math 7 (7200-651)	90.00 (I)
2008	F E Osborne School	06/2009	Physical Educat (7350-651)	83.00 (I)
2008	F E Osborne School	06/2009	Science 7 (7250-651)	84.00 (I)
2008	F E Osborne School	01/2009	#Art 7 (37) (FIA37401)	87.00 (I)
2008	F E Osborne School	01/2009	#Industrial Art (INDJ7061)	91.00 (I)

Print

# Demographics

## Parents

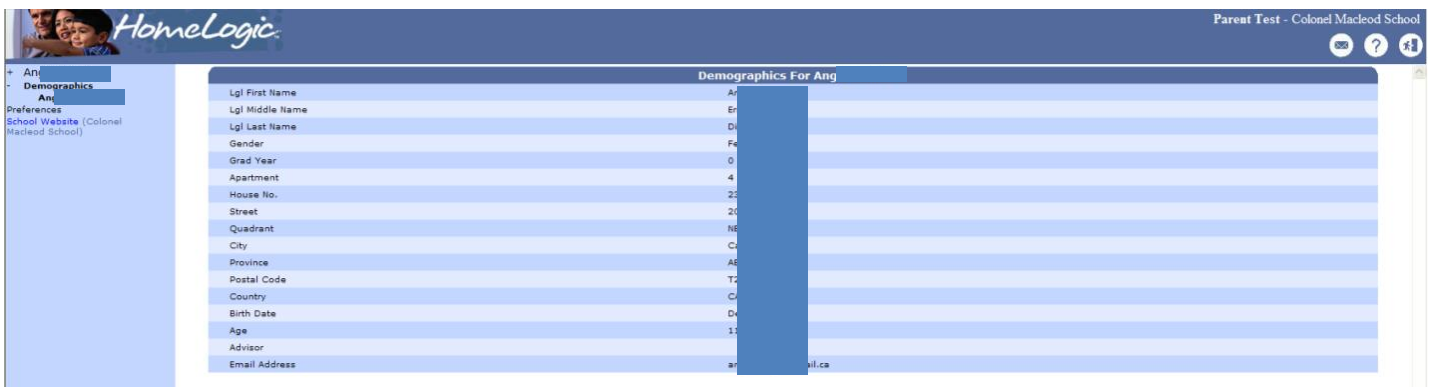
Basic parent demographic information appears for parents to view. Currently, parents will see their email address, cell phone number, Relationship to the child, and their HomeLogic Username. Parents are **not** able to make changes to this information.



On the left side, a parent can see their own demographic information if they select the word “Demographics”. It will become bold and the parent demographic information will display on the right. At the top of the screen the words “Contact Demographics” will display.

## Students

Basic student demographic information appears for parents to view. Currently, parents will see their child’s legal name, gender, home address, Birthdate, age and student email address. Parents are **not** able to make changes to this information.



On the left side, a parent can see their child’s demographic information if they select the word “Demographics”, and then choose the child’s name underneath. It will become bold and the student demographic information will display on the right. . At the top of the screen the words “Demographics for StudentName” will display.

## Preferences

The Preference area refers to information that parents can change connected to their HomeLogic account. Parents are able to change their password using this area of HomeLogic.

